

Identity Detectives



LEARNING


JOURNAL 2

INTRODUCTION TO OUR VIRTUAL CENTRE

Today we taking you out of the class room on a virtual school trip to our Centre. It is where we work from and help others understand Chinese Culture and Heritage. You can either use your own computer, tablet or mobile phone to virtually walk around and find the items you need to complete the course. In each course there will be



Virtual Chinese Resource Centre



Videos and Presentations



Identity Detectives Learning Journal




FIND ALL THE CLUES

Unlike other school activities where the answers are found in books, the clues we provide and the information we give is in the virtual centre, the videos you will watch and from what your teacher will explain.



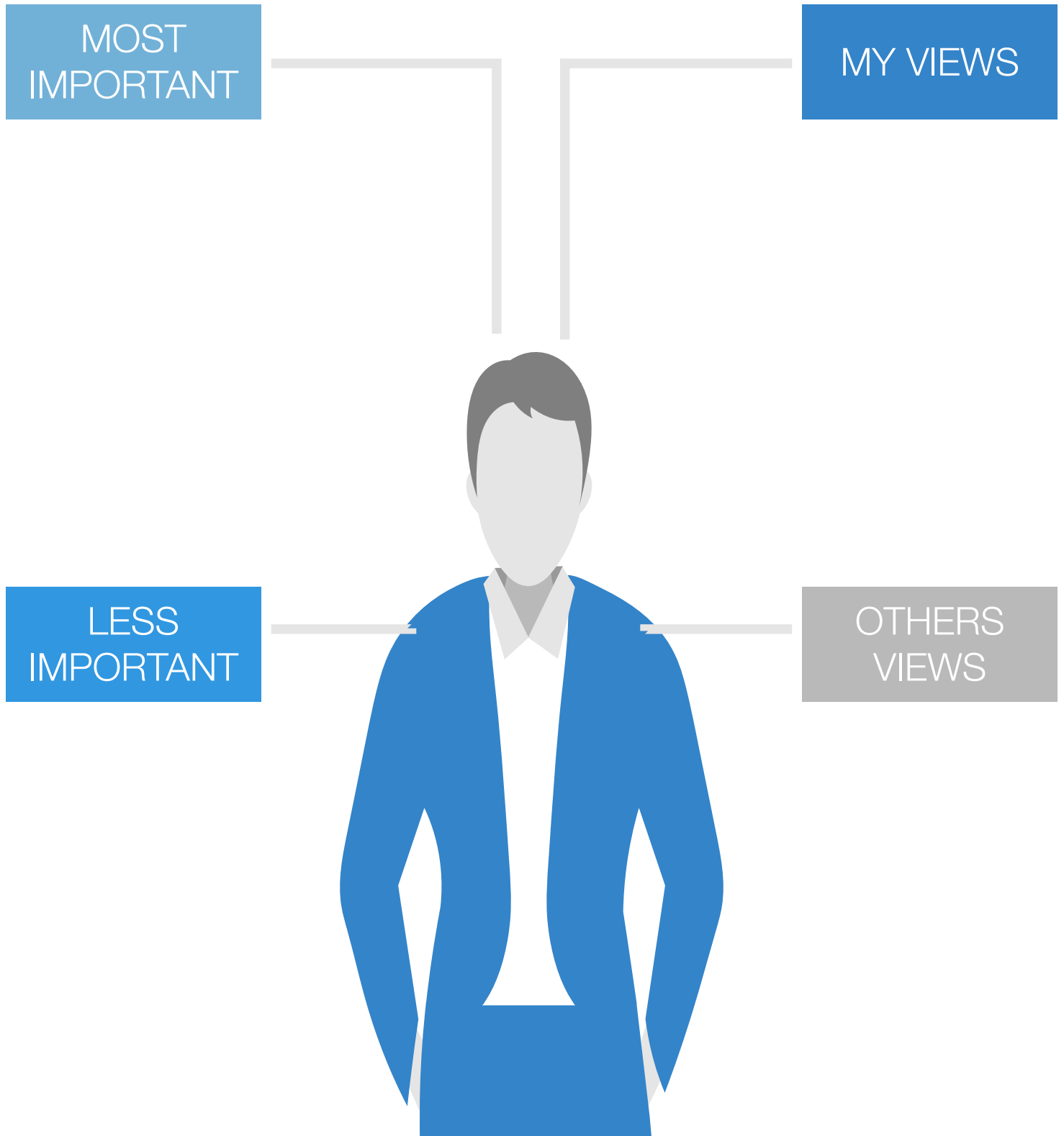
ACTIVITY 3 - IDENTITY CHART

Directions: Write your name (or the name of another individual, group, or nation) in the centre of the blank identity chart below. In the surrounding rectangles, write words or phrases that describe what you consider to be key aspects of your/their identity.



ACTIVITY 4 - ORGANISING IDENTITY

Directions: Using the terms and words above try to organise the labels into categories, based on what you feel is your own view of yourself and others view of yourself and then using the same labels which factors or descriptors are most important and least important in making up your identity.



ACTIVITY 5 - NATIONAL IDENTITY

Directions: Try to identify some of the hidden images of part of Chinese National identity. Can you guess what they represent and add others to give the full picture of what a nation's identity is made up of.

They in the blank pictures below draw what you think makes up your national identity, and what do you think yours is?



LOOKING BACK

Hopefully you have enjoyed being a detective and discovering new things about identity and heritage. It is a complicated subject and one which can divide people, however there are often more things we have in common.

Have a think back and write down some of the things you have learnt and the new things you discovered.

This image shows a single sheet of white paper with horizontal blue ruling lines. The lines are evenly spaced and run across the width of the page. There are no margins, text, or other markings on the paper.

WORD WALL

Directions: Add any new words or terms you have found in your detective work and add a short meaning.

HOW DID WE DO ?

This is your chance to mark your teachers and rate the materials you have been using so we can learn as well and make the course as useful as possible.

What was this lesson all about?

Did you develop any skills throughout the lesson?

What thoughts and attitudes did you explore?

Did any of your attitudes change?

Was this an enjoyable lesson. Explain why (or why not)?

If you were the teacher what would you have done differently?

IDENTITY DETECTIVES

A learning Resource developed by the Chinese Welfare Association
Used in conjunction with CHIME - Chinese Heritage Interpretative Museum
Experience



Funding Provided by the Department of Communities
distributed and facilitated by the National Lottery Heritage Fund



Identity Detectives

Educational materials developed by

